

Take a long slow look

Maeve Clancy at The Dock, Carrick-on-Shannon

Take a long slow look is about looking at some of the natural habitats around us, taking the time to look closely and see the detail.

Artist Maeve Clancy looked at the habitats around her home. She lives by the sea on Achill Island in Co Mayo. There are almost no trees or hedges but a lot of plants grow in the verges of the road and in low lying hedgerow. This meant a lot of looking down and taking the time to see what was there.

Working Process

In order to use what she saw, Maeve took photos of these plants. Back in her studio, she drew the sections that she liked. These drawings helped to separate out individual plants for study. She then used the drawings as reference to cut out the panels of the large 'room' in Gallery One.

Drawing




Cut Out



Now try a bit of slow looking yourself:

CAN YOU FIND THESE HEDGEROW PLANTS IN GALLERY ONE?

Briars



Dandelion



Giant Rhubarb



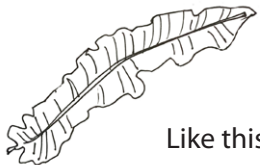
Take a long slow look

Finding the detail you like and drawing it


Observational drawing is drawing what you see, what you observe. A big part of observational drawing is looking for much longer than you usually do. What you find is that the longer you look, the more you see. Our eye and brain gradually show us more and more detail when we keep looking. When faced with a detailed photo like this, it can be hard to figure out how to start drawing:



So focus on one small part, one leaf or shape:



Like this



Build it up like this concentrating on one piece at a time until you get a full drawing.

Now try it yourself here:

- take your time
- draw what you first notice
- then move on to the next part
- let your drawing build up by itself

DRAW YOUR HEDGEROW PLANTS IN HERE—

